

## SOUNDZ PRO

### Bluetooth Headset

Model#: Z343N271

## Operator's Manual



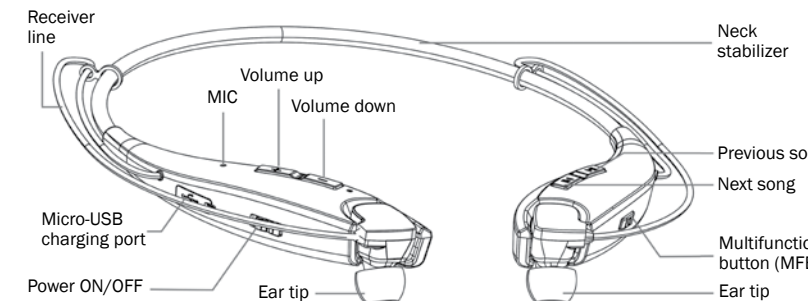
#### Package Contents:

Soundz Pro Headset  
Micro-USB Power Cable  
Ear Tips: 3 Sets  
Operator's Manual



Thank you for purchasing a Soundz Pro Bluetooth Headset by ZipKord. We hope you enjoy it! This Operator's Manual will get you started and ready to make the most of your Headset.

### Features:



### Product Specifications:

Bluetooth Standard: V4.1  
Bluetooth Operation: Class 2  
Bluetooth Profile: Headset / Hands-free / A2DP / AVRCP / Apt-X  
Bluetooth Range: Up to 10m  
Talking Time: Up to 13 hours  
Playing Time: Up to 13 hours  
Stand By Time: 350 hours  
Charging Time: 3 hours



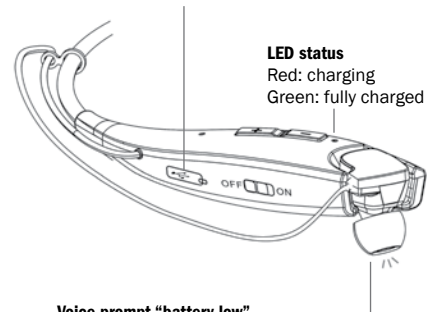
### Charging:

#### Charging the Headset

Charging the Headset before use is recommended but not required. Every ZipKord Z343N271 Headset comes pre-charged.

#### Micro-USB charging

The full charge takes about 3 hours and can guarantee a 13-hour playing time.



#### Voice prompt "battery low"

When the indicator turns into red and a warning sound of "battery low" rises, please charge your Headset as soon as possible.

### Instructions:

#### Power On

Toggle power on/off button to "On", the green light flashes three times. You will hear the voice prompt "Power On".

#### Power Off

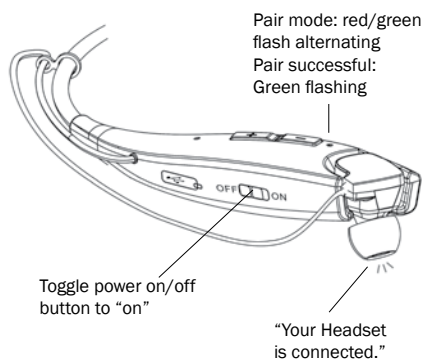
Toggle power on/off button to "Off". The red indicator light turns on. You will hear the voice prompting "Power Off".

#### Pair it to your Smart phone

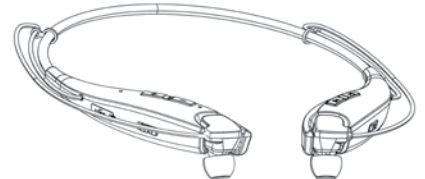
1. Before using the Headset for the first time, you must pair it with your phone.
2. Turn on the Bluetooth function on your phone.
3. Toggle power on/off button to "On" until the red and green indicator light start flashing alternately, you will also hear a voice prompting "Toot Toot".
4. Search Bluetooth devices and select "ZipKord Z343N271" on your phone. Enter pass code 0000 if needed.
5. If pairing is successful, the green indicator light will start flashing slowly, you will also hear a voice prompting "Your Headset is connected".
6. Pairing failed: Please turn off your Headset and then repeat the steps outlined above.

#### Connect to two Bluetooth devices at the same time

1. Pair the Bluetooth Headset to the first phone.
2. After a successful pairing, turn off the Headset, and also turn off the Bluetooth function on the first phone.
3. Pair the Bluetooth Headset to the second phone.



4. After a successful pairing, turn on the Bluetooth function of the first phone. Select the "ZipKord Z343N271" and click "connect".
5. Two phones will both be connected to the Headset at the same time.



#### Answering a call

1. Press the "Answer" button on your phone.
2. Press the Multifunction button.

#### Ending a call

1. Press the "End" button on your phone.
2. Press the Multifunction button.

#### Rejecting a call

1. Press the "-" button until you hear a voice prompting "Toot Toot" and then release.

#### Redialing the last called number

Double press the Multifunction button.

#### Voice dial

Press the Multifunction button for 2 seconds and then release, please make sure your phone supports this function.

#### Microphone muting


Press the "-" button for 1 second until you hear a voice prompting "Toot Toot" and then release. Repeat this action and the other side will regain sound.

#### Playing music

Play/Pause: Short press the Multifunction button.  
Next Song: Short press the "▶" button.  
Previous Song: Short press the "◀" button.  
Volume Up: Short press the "+" button.  
Volume Down: Short press the "-" button.

Keep the Headset ports free from dust or debris that may prevent proper connections.

#### Correct disposal of this product

(Waste Electrical & Electronic Equipment)  This marking shown on the product or its literature, indicates that it should not be disposed of with other household wastes at the end of its working life. To prevent possible harm to the environment or human health from uncontrolled waste disposal, please separate this from other types of wastes and recycle it responsibly to promote the sustainable reuse of material resources.

Household user should contact either the retailer where they purchased this product, or their local government office, for details of where and how they can take this item for environmentally safe recycling.

Business users should contact their supplier and check the terms and conditions of the purchase contract. This product should not be mixed with other commercial wastes for disposal.



**WARNING:** The Headset contains a Lithium Polymer Battery. The following precautions should be taken to ensure proper and safe operation:

- The battery, which is contained in a hermetically sealed container, should never be opened, destroyed or incinerated.
- Avoid immersion of the Headset or battery in liquids including water or salt water.
- Do not over-charge the battery.
- Avoid exposure of the Headset or battery to high temperatures or direct sunlight for long periods of time.
- Battery may explode or cause burns if disassembled, crushed or exposed to fire or high temperatures, which may result in bodily injury or property damage.
- Always follow provided instructions regarding charging the Headset. Failure to do so may cause damage to the Headset and may invalidate the Limited Lifetime Warranty.

- The Headset produces heat while charging. Always operate in well-ventilated areas.
- Avoid operating or storing the Headset in direct sunlight or near or around other heat sources. Do not operate in high humidity, near water or other liquids.
- Do not operate the Headset if it is wet or damaged to prevent electric shock, explosion and/or injury. Do not attempt to open, modify or misuse in any manner.

**Note:** Lithium Polymer batteries can rupture, ignite or explode when exposed to temperatures over 100°F or when stored in direct sunlight. Do not operate while covered or poorly ventilated. Do not store in a motor vehicle at high temperatures. Attempting to short-circuit or alter the battery polarity can also cause the battery to ignite or explode.

### Battery Specifications:

- Battery type: Lithium Polymer
- Capacity: 200mAh
- Input: 5V/0.2-1A

ZipKord provides a Limited Lifetime Warranty on the Headset. Visit [www.zipkord.com/warranty](http://www.zipkord.com/warranty) for full terms and limitations.